







# Marseille Range Technical Data Sheet

**BRICKWORKS**

Product Range	Product Name	Swatch	State	Length (mm)	Width (mm)	Height (mm)	Units per Square Metre	Pack Size	LRV
Marseille	Roja		WA	466	260	55	11.1	240	14.1
Marseille	Granite		WA	466	260	55	11.1	240	
Marseille	Jaspee Roja		WA	466	260	55	11.1	240	
Marseille	Slate		WA	466	260	55	11.1	240	
Marseille	Burnt Ochre		WA	466	260	55	11.1	240	
Marseille	Amber Haze		WA	466	260	55	11.1	240	

This Data represents average results from commercial production lots.

If specific test results are required, sample should be taken from current production lots.

AUSTRALIAN STANDARD TEST METHODS AS/NSZ 4456 ARE USED AS APPLICABLE.

Please note: FRL applies up to 3m high - restrained on top and bottom.

